

SOORI

SOO CHAN (2011)



DESCRIPTION

The concept of the Soori side table was from a collection designed by the architect Soo Chan for an Hotel in Bali. The particular shape was inspired by traditional water vessels from the amazing villages of the Indonesian island.

Poliform

SOORI

SOO CHAN (2011)



TECHNICAL DESCRIPTION

TPOLOGY

Coffee table

STRUCTURE

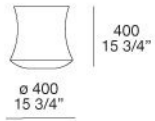
antique bronze metal. Only for the version diam. 400 available also in laquered colours and piombo liquid metal

Poliform

SOORI

SOO CHAN (2011)


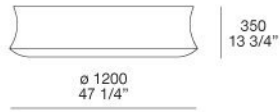
TSO400



TSO800




TSO120



Poliform

SOORI

FINISHINGS\COFFE TABLE DIAM. 800 - 1200\ANTIQUE BRONZE (1)



COPPER

SOORI

FINISHINGS\COFFE TABLE DIAM. 400\27 MAT LACQUERED COLOURS (27)



42 PANNA

35 CANAPA

26 CORDA

88 CASTORO

64 ARENA

46 TORTORA

48 VISIONE

49 MOKA



61 QUARZO

62 CRETA

78 FERRO

04 GRAFITE

60 GHIACCIO

09 PIOGGIA

89 ROCCIA

90 PIOMBO



83 OCRA

85
CARMELLO

72 CILIEGIA


87 GRANATA

84
PISTACCHIO

67 MUSCHIO

86 DANUBIO

70 PRUSSIA




82 GLACIER-
WHITE

01 BIANCO

91 CARBONE

SOORI

FINISHINGS\COFFE TABLE DIAM. 400\19 GLOSSY LACQUERED COLOURS (19)



82 GLACIER-
WHITE

01 BIANCO

91 CARBONE

35 CANAPA

26 CORDA

88 CASTORO

64 ARENA

46 TORTORA



48 VISONE

62 CRETA

78 FERRO

04 GRAFITE

60 GHIACCIO

83 OCRA

85
CARMELLO

87 GRANATA




84
PISTACCHIO

86 DANUBIO

49 MOKA

SOORI

FINISHINGS\COFFE TABLE DIAM. 400\ANTIQUÉ BRONZE (1)



COPPER

SOORI

FINISHINGS\COFFE TABLE DIAM. 400\PIOMBO PAINTED METAL (1)



PIOMBO